

# DENSO OVERBANDING TAPE

## INSTRUCTIONS FOR USE

Publication Number  
345-7-2002

### Description

A polymer modified bituminous strip for use as an instant waterproof adhesive seal over cracks or failed reinstatement joints up to 5mm wide, on road pavements on secondary roads. The application of the tape prevents the ingress of water which causes cracking and severe fretting leading to the eventual breakdown of the asphalt pavement. The skid resistance can be increased by covering the tape with granite dust to a maximum size of 3mm providing a polished stone value similar to the existing road surface.

### Application:

- Remove dirt and debris from the cracks and surrounding road surface using a stiff broom or brush.
- Ensure that the road surface is dry. If necessary use a gas burner to dry the cracks and surrounding area.
- Apply Denso Overbanding Tape by hand or application roller following the line of the crack. When the crack is covered cut off from the roll and press the tape down thoroughly e.g. using hand or foot pressure. Remove the interleaving film from the tape. Where abrupt changes in direction occur, cut the tape and start a new section overlapping the end of the previous section by 50mm.

### Application by hand

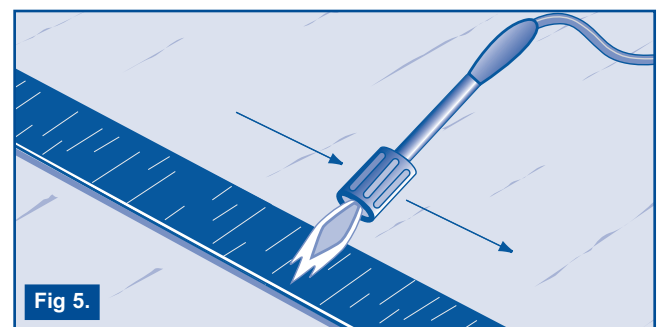
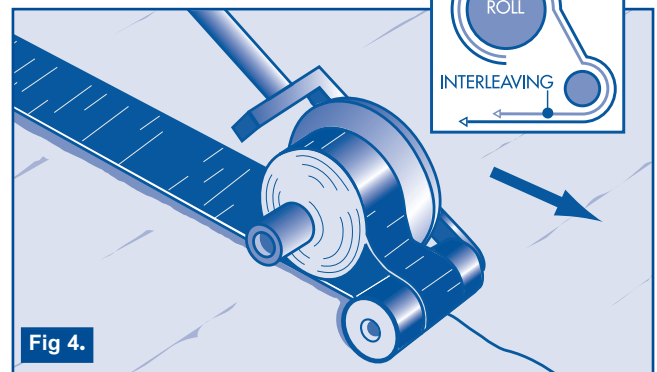
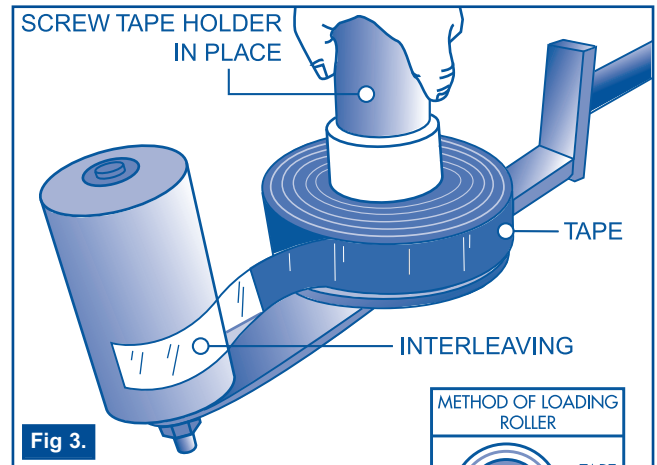
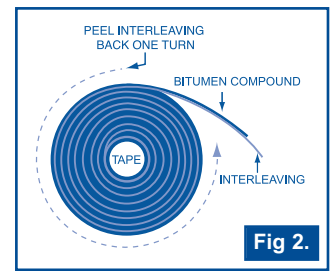
Peel back the interleaving film from the end of the roll and unwind it for one turn to expose the bitumen compound (as Fig 2). Apply the tape over the crack (as above). Press the tape down thoroughly and remove the interleaving.

### Application by Tape Application Roller:

Fit the roll of tape onto the roll holder (as Fig 3) and screw the knurled nut clockwise to secure the roll in place.

Peel back the interleaving film from the end of the roll and unwind it for one turn to expose the bitumen compound (as Fig 2). Pass the tape around the application roller (as Fig 3). Push the roller along the line of the crack as shown (as Fig 4) to apply the tape centrally over the crack. Press the tape down thoroughly and remove the interleaving.

- In cold damp conditions apply a gas burner to warm the tape to improve adhesion to the road surface (Fig 5).
- Where required apply granite dust to improve the skid resistance. Traffic may flow immediately.



**Denso**  
www.denso.net



FM 01548  
EMS 583748



Winn & Coales (Denso) Ltd, Denso House, Chapel Road, London SE27 0TR  
Tel: 020 8670 7511 1 Fax: 020 8761 2456 1 Email: mail@denso.net 1 Web: www.denso.net

A Member of Winn & Coales International